


HTX 30 SPECIFICATIONS




HamiltonJet

The Ultimate in
Waterjet Sophistication

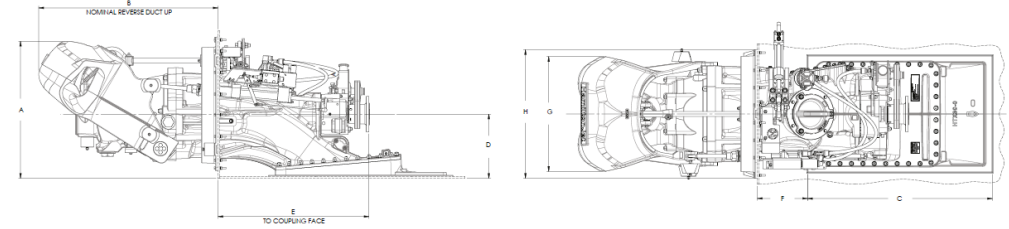
HTX 30

SPECIFICATIONS

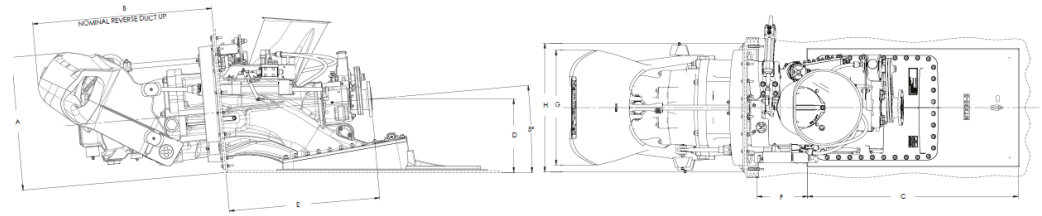
The HTX Series is our next generation of waterjets. The entire series features redefined performance, enhanced durability and easier installation.

HTX30 features:

- Max Power 570 kW
- Compact inboard footprint with fully integrated hydraulics
- New hydrodynamic design delivers 7% more high speed efficiency
- 19% increase in peak bollard pull
- New high efficiency, low wear steering system
- Mixed flow tapered housing
- 10 x more corrosion protection
- Up to 55 knots



Jet Angle	mm								Kg / lbs		
	A	B	C	D	E	F	G	H	Intake Block	Dry Weight	Entrained Water
0°	693 nominal	907 (up) 1022 (down)	935	324	763.5	254	579	650	20 / 44	360 / 792	56 / 123.2



Jet Angle	mm								Kg / lbs		
	A	B	C	D	E	F	G	H	Intake Block	Dry Weight	Entrained Water
5°	693	907 (up) 1022 (down)	1065	370.2	763	256	579	650	20 / 44	360 / 792	56 / 123.2

COMPONENT	MATERIAL	STANDARD
Transition Duct	EN AC 44100 Marine Grade Aluminium	BS EN 1706
Intake Material	EN AC 44100 Marine Grade Aluminium	BS EN 1706
Stator Material	EN AC 44100 Marine Grade Aluminium	BS EN 1706
Nozzle Material	EN AC 44100 Marine Grade Aluminium	BS EN 1706
Steering Deflector Material	EN AC 44100 Marine Grade Aluminium	BS EN 1706
Astern Deflector Material	EN AC 44100 Marine Grade Aluminium	BS EN 1706
Mainshaft Material	2205 Duplex Stainless Steel	ASTM A276
Wear Ring Material	2205 Duplex Stainless Steel (replaceable)	ASTM A240
Impeller Material	CF8M Cast Stainless Steel	ASTM A743
Anode Material	High Energy Aluminium Type (Internal and External)	

